

**MATHEMATICS**

**Grade 2**

**English/  
IsiZulu**

**Teacher's  
Resource  
Pack**

**2019 TERM 3**



# Contents

1	Printable Resources	1
	Printable resource sheets	1
1	Multiplication cards (lesson 9 and other) Amakhadi okuphindaphinda (isifundo 9 kanye nesinye)	2
2	Multiplication cards (lesson 9 and other) Amakhadi okuphindaphinda (isifundo 9 kanye nesinye)	3
3	Array diagram (lesson 21 and other) Umdwebo wohlelonina (isifundo 21 kanye nesinye)	4
4	Multiplication table (lesson 23 and 24) Ithebula lokuphindaphinda (isifundo 23 kanye nama-24)	5
5	Shape cut outs (lesson 32 and other) Amaphepha asikiwe emifanekiso (isifundo 32 kanye nesinye)	6
6	Analogue clock (lesson 46 and 48) Iwashilezinti (isifundo 46 kanye nama-48)	7
7	Months of the year vocabulary cards (lesson 47)	8
8	Amakhadi amagama ezinyanga zonyaka (isifundo 47)	14
9	Days of the week vocabulary cards (lesson 47)	20
10	Amakhadi amagama ezinsuku zesonto (isifundo 47)	24
2	Written assessments	28
	Written Assessment Lesson 6 Ukuhlola Okubhalwayo Isifundo 6	28
	Written Assessment Lesson 13 Ukuhlola Okubhalwayo Isifundo 13	30
	Written Assessment Lesson 19 Ukuhlola Okubhalwayo Isifundo 19	31
	Written Assessment Lesson 26 Ukuhlola Okubhalwayo Isifundo 26	33
	Written Assessment Lesson 31 Ukuhlola Okubhalwayo Isifundo 31	35
	Written Assessment Lesson 39 Ukuhlola Okubhalwayo Isifundo 39	37
	Written Assessment Lesson 44 Ukuhlola Okubhalwayo Isifundo 44	39
	Written Assessment Lesson 49 Ukuhlola Okubhalwayo Isifundo 49	40



# I Printable Resources

## Printable resource sheets

*This is a list of the mathematical resources that you will need this term. You need to make sure that you have them for the lessons for which they are recommended.*

1	Multiplication cards (lesson 9 and other) Amakhadi okuphindaphinda (isifundo 9 kanye nesinye)	2
2	Multiplication cards (lesson 9 and other) Amakhadi okuphindaphinda (isifundo 9 kanye nesinye)	3
3	Array diagram (lesson 21 and other) Umdwebo wohlelonina (isifundo 21 kanye nesinye)	4
4	Multiplication table (lesson 23 and 24) Ithebula lokuphindaphinda (isifundo 23 kanye nama-24)	5
5	Shape cut outs (lesson 32 and other) Amaphepha asikiwe emifanekiso (isifundo 32 kanye nesinye)	6
6	Analogue clock (lesson 46 and 48) Iwashilezinti (isifundo 46 kanye nama-48)	7
7	Months of the year vocabulary cards (lesson 47)	8
8	Amakhadi amagama ezinyanga zonyaka (isifundo 47)	14
9	Days of the week vocabulary cards (lesson 47)	20
10	Amakhadi amagama ezinsuku zesonto (isifundo 47)	24

## RESOURCES FOR EACH DAY OF TEACHING

There are also other resources such as informal resources (old magazines, pieces of string, scrap paper, etc.) that you may need in certain lessons. You should have a careful look at the list of resources needed for each lesson; this list is given in the lesson plans each day. Prepare yourself, so that you have the necessary resources for the lessons on a daily basis.

1 Multiplication cards (lesson 9 and other)  
Amakhadi okuphindaphinda (isifundo 9 kanye nesinye)

$1 \times 1$	$2 \times 1$	$3 \times 1$
$1 \times 2$	$2 \times 2$	$3 \times 2$
$1 \times 3$	$2 \times 3$	$3 \times 3$
$1 \times 4$	$2 \times 4$	$3 \times 4$
$1 \times 5$	$2 \times 5$	$3 \times 5$
$1 \times 6$	$2 \times 6$	$3 \times 6$
$1 \times 7$	$2 \times 7$	$3 \times 7$
$1 \times 8$	$2 \times 8$	$3 \times 8$
$1 \times 9$	$2 \times 9$	$3 \times 9$

2 Multiplication cards (lesson 9 and other)

Amakhadi okuphindaphinda (isifundo 9 kanye nesinye)

$4 \times 1$	$5 \times 1$
$4 \times 2$	$5 \times 2$
$4 \times 3$	$5 \times 3$
$4 \times 4$	$5 \times 4$
$4 \times 5$	$5 \times 5$
$4 \times 6$	$5 \times 6$
$4 \times 7$	$5 \times 7$
$4 \times 8$	$5 \times 8$
$4 \times 9$	$5 \times 9$

### 3 Array diagram (lesson 21 and other)

Umdwebo wohlelonina (isifundo 21 kanye nesinye)

	1	2	3	4	5
1	●	●	●	●	●
2	●	●	●	●	●
3	●	●	●	●	●
4	●	●	●	●	●
5	●	●	●	●	●
6	●	●	●	●	●
7	●	●	●	●	●
8	●	●	●	●	●
9	●	●	●	●	●
10	●	●	●	●	●




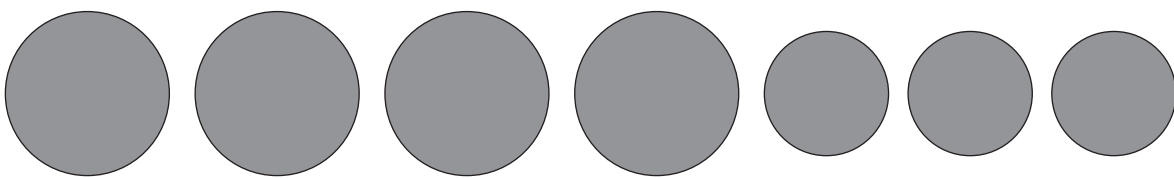

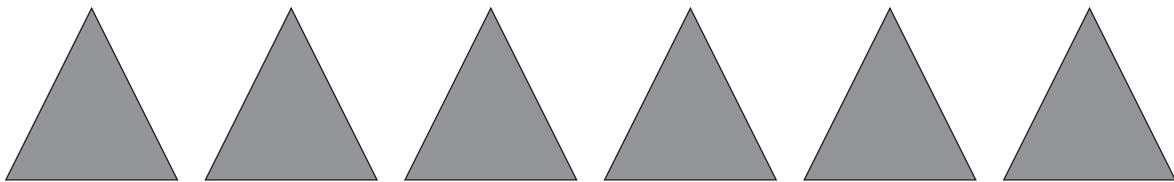
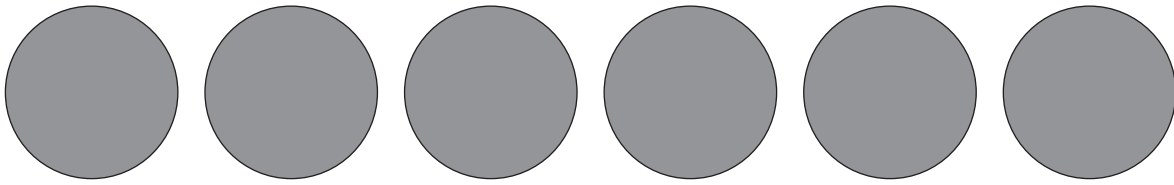
## 4 Multiplication table (lesson 23 and 24)

Ithebula lokuphindaphinda (isifundo 23 kanye nama-24)

	1	2	3	4	5
1	1	2	3	4	5
2	2	4	6	8	10
3	3	6	9	12	15
4	4	8	12	16	20
5	5	10	15	20	25
6	6	12	18	24	30
7	7	14	21	28	35
8	8	16	24	32	40
9	9	18	27	36	45
10	10	20	30	40	50



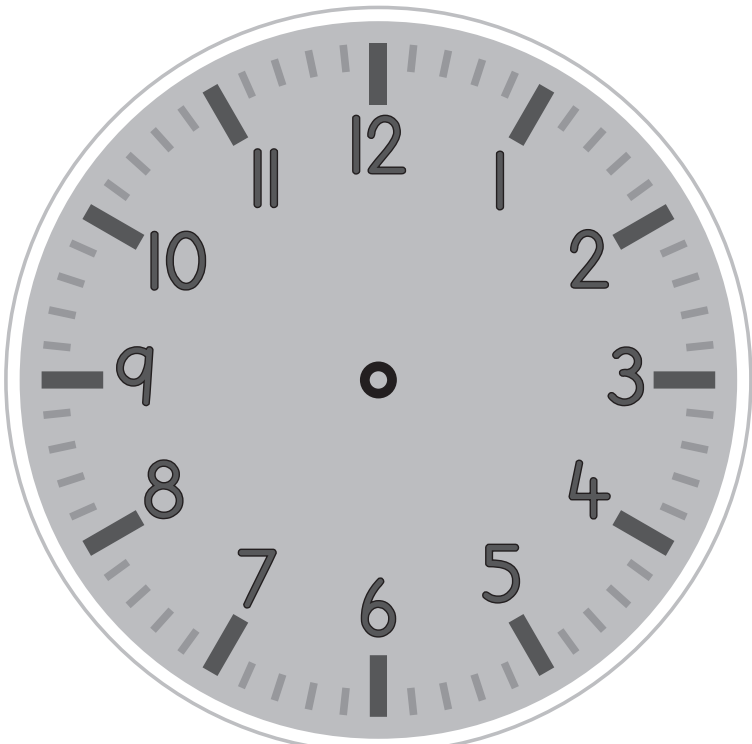

## 5 Shape cut outs (lesson 32 and other)

Amaphepha asikiwe emifanekiso (isifundo 32 kanye nesinye)



6 Analogue clock (lesson 46 and 48)

Iwashi lezinti (isifundo 46 kanye nama-48)

7 Months of the year vocabulary cards (lesson 47)

January

February

March

April

May

June

July

August

September

October



November

December

8 Amakhadi amagama ezinyanga zonyaka (isifundo 47)

uMasingana

uNhlolanja

uNdasas

uMbaso

uNhlaba

uNhlanguzana

uNtulikazi

uNcwaba

uMandulo

uMfumfu

uLwezi

uZibandlela

9 Days of the week vocabulary cards (lesson 47)

Monday

Tuesday



Wednesday

Thursday

Friday

Saturday

Sunday

## 10 Amakhadi amagama ezinsuku zesonto (isifundo 47)

uMsombuluko

uLwesibili

uLwesithathu

uLwesine

uL wesihlanu

uM ggqibelo

iSonto

## 2 Written assessments

### Written Assessment Lesson 6

### Ukuhlola Okubhalwayo Isifundo 6

1 Complete the table.

Qedela ithebula.

(13)

	Groups Amaqembu	Multiplication Ukuphindaphinda	Repeated Addition Ukuhlanganisa ngokuphindelela
a	4 groups of 5 4 amaqembu oku-5	$4 \times 5 = 20$	
b	___ groups of ___ ___ amaqembu oku-___	$9 \times 2 = \underline{\quad}$	
c	7 groups of 3 7 amaqembu oku-3	$7 \times 3 = \underline{\quad}$	
d	___ groups of ___ ___ amaqembu oku-___	$5 \times 4 = \underline{\quad}$	
e	10 groups of 3 10 amaqembu oku-3	$10 \times 3 = \underline{\quad}$	



2 Draw a diagram to calculate the answer.

Dweba umdwebo ukuze ubale impendulo.  $7 \times 4 =$  \_\_\_\_\_ (2)

## Written Assessment Lesson 13

### Ukuhlola Okubhalwayo Isifundo 13

Complete the table.

Qedela ithebula.

(15)

	Multiplication Ukuphindaphinda	Repeated Addition Ukuhlanganisa ngokuphindelela	Answer Impendulo
a	$4 \times 5$	$5 + 5 + 5 + 5$	
b	$3 \times 2$		
c		$5 + 5 + 5 + 5 + 5 + 5 + 5 + 5 + 5$	
d	$6 \times 5$		
e		$2 + 2 + 2 + 2 + 2 + 2 + 2 + 2 + 2$	
f	$7 \times 5$		
g		$2 + 2 + 2 + 2 + 2 + 2 + 2 + 2$	
h	$5 \times 2$		

# Written Assessment Lesson 19

## Ukuhlola Okubhalwayo Isifundo 19

1 Complete the table.

Qedela ithebula.

(5 × 2=10)

		Number sentence with answer Umushonombolo onempendulo
a	7 groups of 2 7 amaqembu oku-2	
b	5 groups of 3 5 amaqembu oku-3	
c	6 groups of 5 6 amaqembu oku-5	
d	9 groups of 4 9 amaqembu oku-4	
e	10 groups of 3 10 amaqembu oku-3	

2 Complete the table.

Qedela ithebula.

(5)

	Repeated addition Ukuhlanganisa ngokuphindelela	Number sentence with answer Umushonombolo onempendulo
a	$4 + 4 + 4 + 4 + 4 + 4 =$	
b	$3 + 3 + 3 + 3 =$	
c	$2 + 2 + 2 + 2 + 2 + 2 + 2 + 2 =$	
d	$5 + 5 + 5 + 5 + 5 + 5 + 5 + 5 + 5 =$	
e	$5 + 5 + 5 + 5 + 5 + 5 + 5 =$	

## Written Assessment Lesson 26

### Ukuhlola Okubhalwayo Isifundo 26

1 Complete the table.

Qedela ithebula.

(8)

		Answer Ipendulo			Answer Ipendulo
1	$7 \times 5 =$		5	$5 \times 5 =$	
2	$9 \times 3 =$		6	$8 \times 2 =$	
3	$9 \times 4 =$		7	$9 \times 5 =$	
4	$6 \times 2 =$		8	$7 \times 4 =$	

2 Complete the table.

Qedela ithebula.

(4)

		Answer is the same as: Ipendulo iyafana nokuthi:
1	$5 \times 3 = 15$	$3 \times 5 = 15$
2	$4 \times 2 = 8$	
3	$3 \times 5 = 15$	
4	$5 \times 4 = 20$	
5	$2 \times 5 = 10$	

- 3 There are 4 groups. Each group has 5 children in it. How many children are there altogether?

Kunamaqembu ama-4. Iqembu ngalinye linabantwana abayi-5. Bangaki abantwana abakhona sebebonke?

\_\_\_\_\_

(3)

# Written Assessment Lesson 31

## Ukuhlola Okubhalwayo Isifundo 31

1 What fraction of the rectangle is shaded?

Iqhezu elingakanani likanxande elifakwe umbala?

(1)



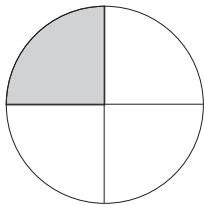
the whole okuphelele	one half ingxenywe eyodwa	one quarter ikota eyodwa	one eighth iqhezu elilodwa lokwesishiya- galombili
-------------------------	---------------------------------	-----------------------------	---

2 What fraction of the circle is shaded? Write your answer as a fraction number.

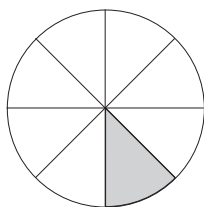
Iqhezu elingakanani lendilinga elifakwe umbala? Bhala impendulo yakho ibe yiqhezu lenombolo.

(3)

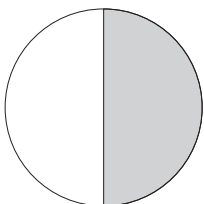
a



b




c



3 Divide the rectangle into quarters.

Hlukanisa unxande ube amakota.


(2)



4 Divide the square in half.

Hlukanisa isikwele sibe uhhafu.

(2)



5 Divide the rectangle into eighths.

Hlukanisa unxande ube amaqhezu okwesishiyagalombili.

(2)





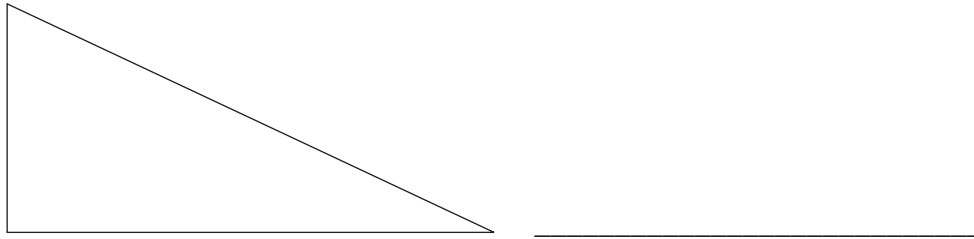
# Written Assessment Lesson 39

## Ukuhlola Okubhalwayo Isifundo 39

1 Name this shape.

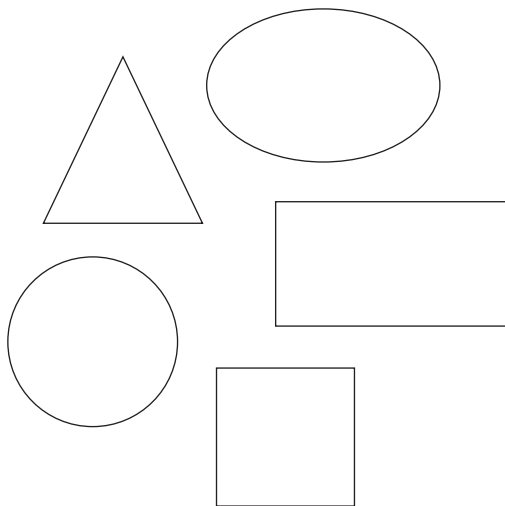
Yisho igama lalo mfanekiso.

(1)



2 Look at the picture below.

Bheka isithombe esingezansi.



a Put a tick on the shapes with straight sides.

Thikha imifanekiso enezinhlangothi eziqondile.

(3)

b Put a cross on the shapes with shapes have round sides.

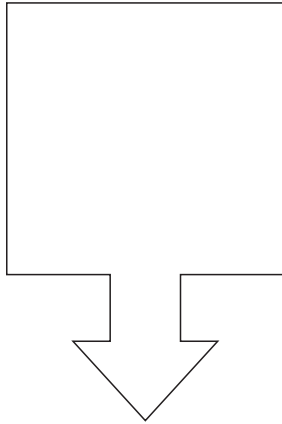
Faka isiphambano emifanekisweni enezinhlangothi ezisandilinga.

(2)

3 Draw the line of symmetry in the drawing.

Dweba umugqa obonisa ukufana nxazombili kumdwebo.

(1)





4 Draw one shape in each block.

Dweba umfanekiso owodwa eblokini ngayinye.

(2)

a A shape with round sides  
Umfanekiso onezinhlangothi  
ezisandilinga.

b A shape with straight sides  
Umfanekiso onezinhlangothi  
eziqondile.



5 Draw two circles of different sizes.

Dweba izindilinga ezimbili ezinobukhulu obehlukene.

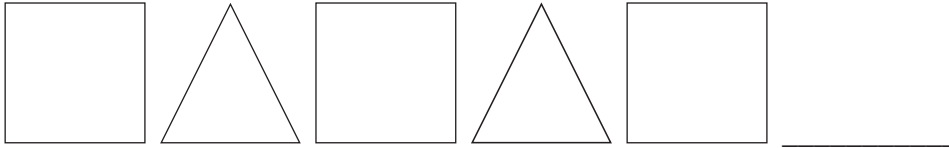
(1)

## Written Assessment Lesson 44

### Ukuhlola Okubhalwayo Isifundo 44

1 Draw the next two shapes in this pattern:

Dweba imifanekiso emibili elandelayo kule phethini: (2)



2 Draw a pattern using one triangle and two squares. Repeat the pattern two times.

Dweba iphethini usebenzise unxantathu oyedwa kanye nezikwele ezimbili. Phinda iphethini izikhathi ezimbili. (4)



3 Draw the first three steps of a pattern using circles. The number of circles must increase each time.

Dweba izinyathelo ezintathu zokuqala zephethini usebenzise izindilinga. Inani lezindilinga kufanele likhule isikhathi ngasinye. (4)




## Written Assessment Lesson 49

### Ukuhlola Okubhalwayo Isifundo 49

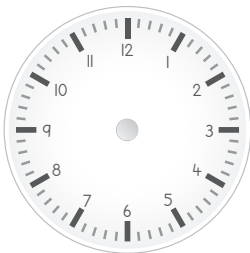
- 1 Draw the long hand and the short hand on this analogue clock to show 5 o'clock.

Dweba uthi olude kanye nothi olufushane kuleli washi lezinti ubonise ihora lesi-5 ezimpondweni. (2)



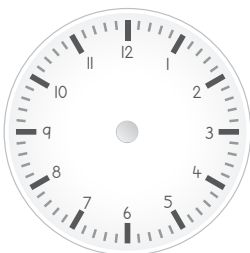
- 2 Draw the hands on this analogue clock to show 9 o'clock.

Dweba izinti kuleli washi lezinti ubonise ihora lesi-9 ezimpondweni. (2)



- 3 Draw the arms on this analogue clock to show quarter past six.

Dweba izinti kuleli washi lezinti ubonise ukwedlula ngemizuzu eyi-15 ehoreni lesithupha. (2)



4 What is the time shown on the clock below?

Ubani isikhathi esiboniswe ewashini elingezansi?

(2)



\_\_\_\_\_

5 How many hours are there between 9 o'clock and 2 o'clock?

Mangaki amahora asemkhathini wehora lesi-9 ezimpondweni kanye nehora lesi-2 ezimpondweni?

\_\_\_\_\_

(2)

